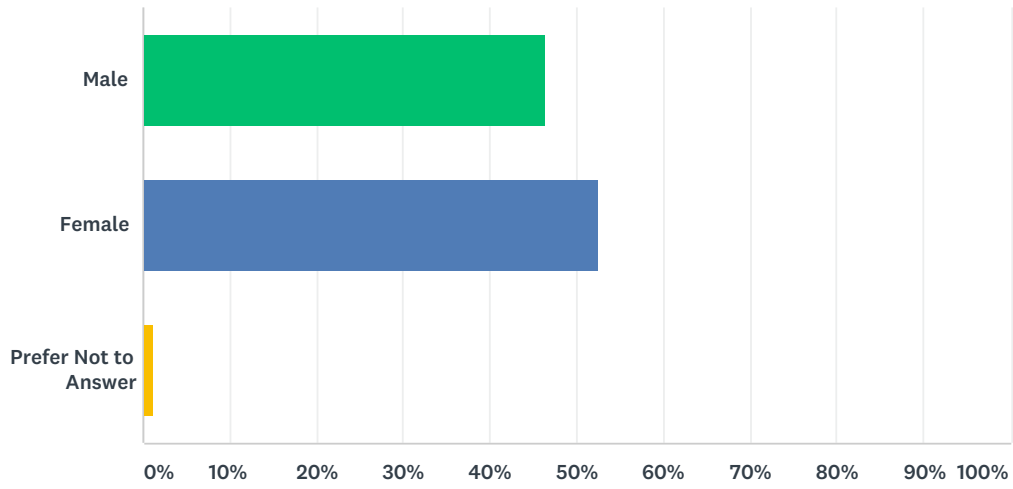


## Q1 What is the sex of your oldest child?

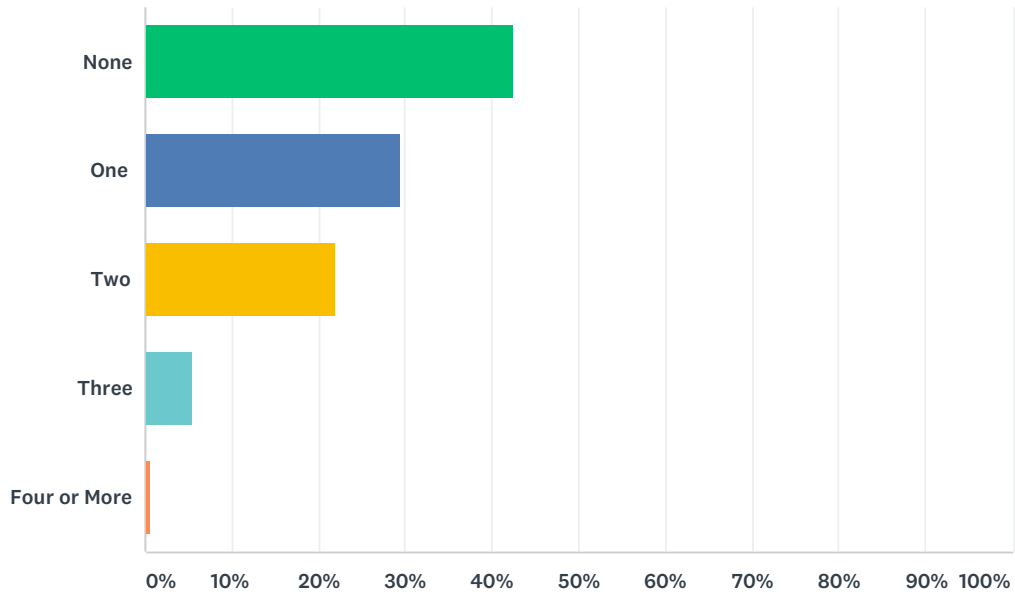
Answered: 433 Skipped: 1



ANSWER CHOICES	RESPONSES	
Male	46.42%	201
Female	52.42%	227
Prefer Not to Answer	1.15%	5
TOTAL		433

## Q2 How many of your children are in grades 6-12?

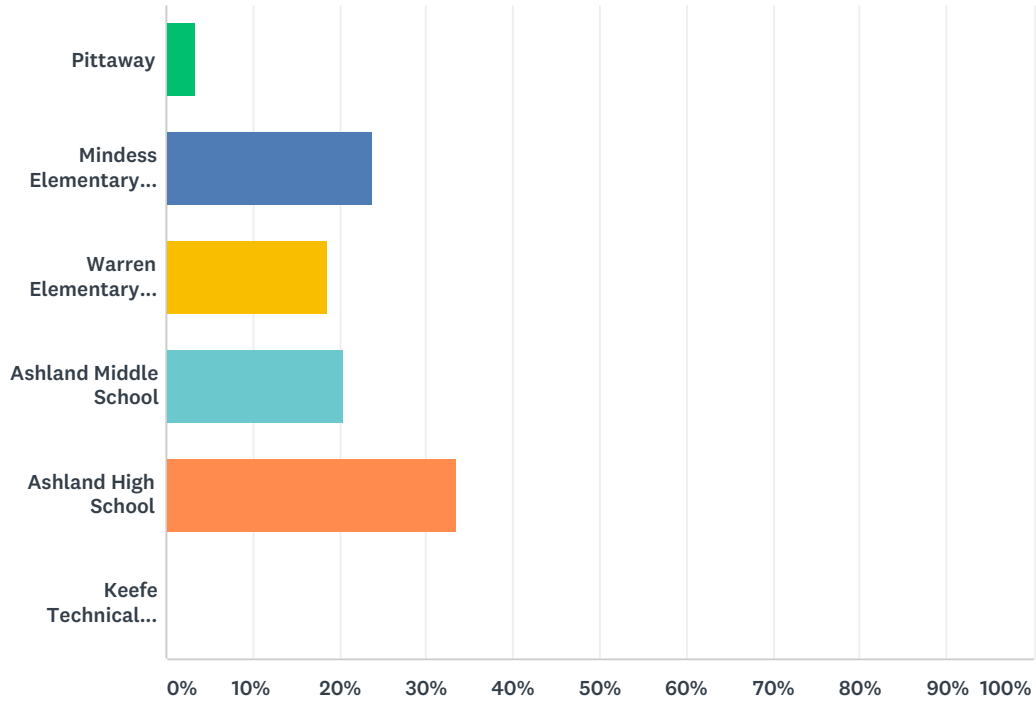
Answered: 434 Skipped: 0



ANSWER CHOICES	RESPONSES	
None	42.40%	184
One	29.49%	128
Two	21.89%	95
Three	5.53%	24
Four or More	0.69%	3
<b>TOTAL</b>		<b>434</b>

### Q3 Which school does your oldest child attend?

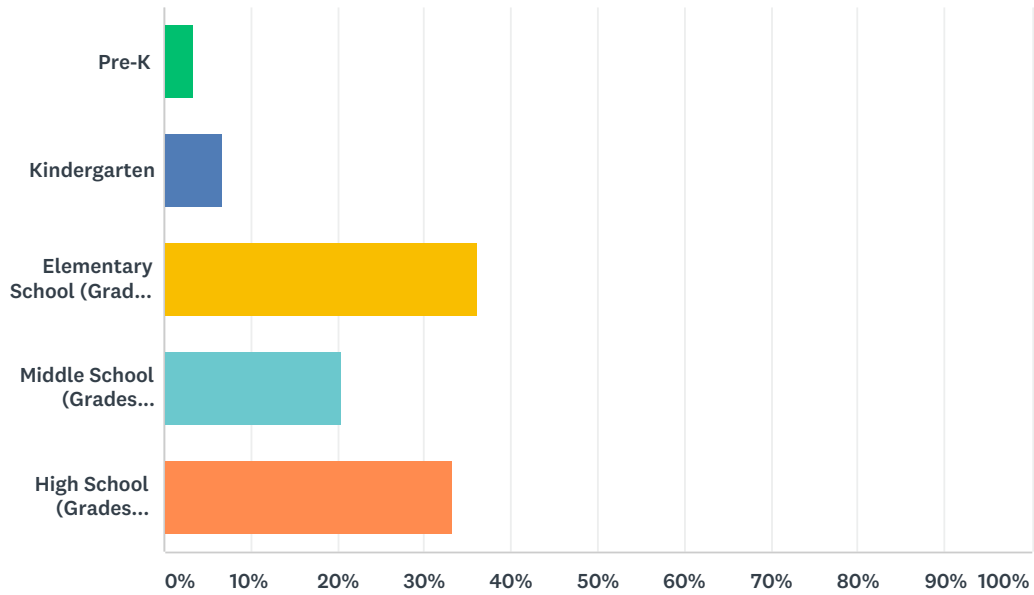
Answered: 415 Skipped: 19



ANSWER CHOICES	RESPONSES	
Pittaway	3.37%	14
Mindess Elementary School	23.86%	99
Warren Elementary School	18.55%	77
Ashland Middle School	20.48%	85
Ashland High School	33.49%	139
Keefe Technical School	0.24%	1
<b>TOTAL</b>		<b>415</b>

## Q4 Which grade is your oldest child in?

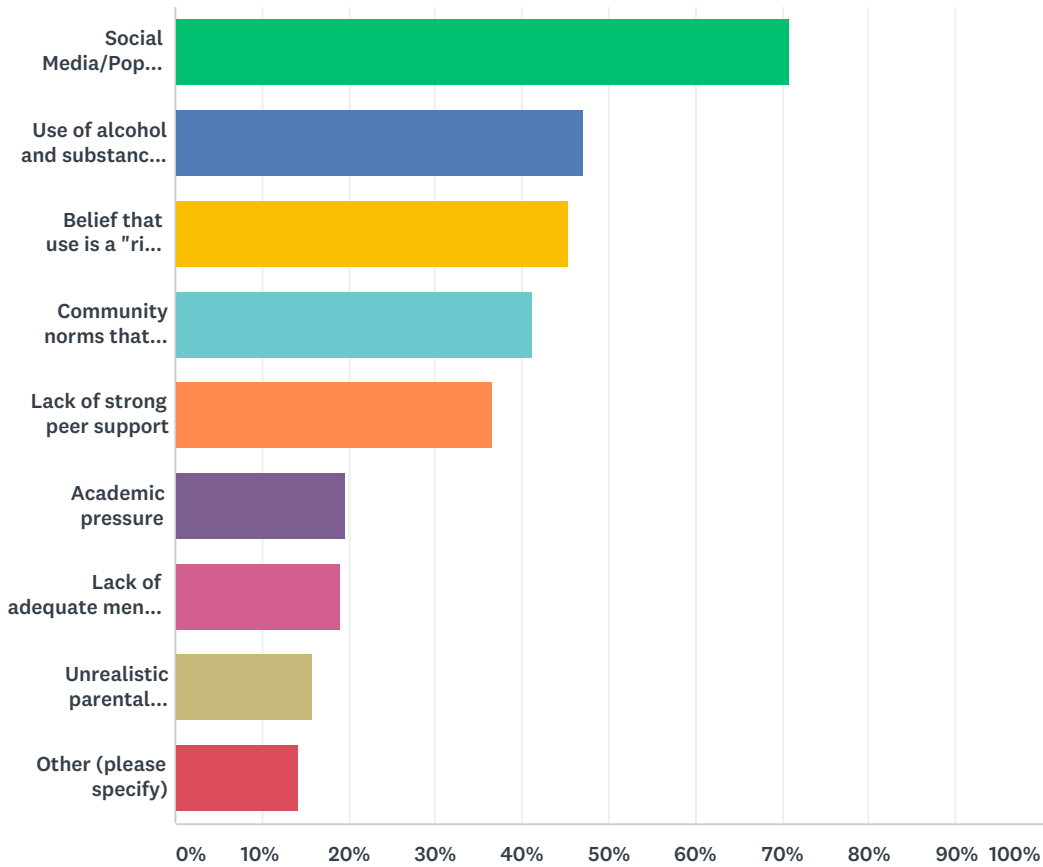
Answered: 415 Skipped: 19



ANSWER CHOICES	RESPONSES	
Pre-K	3.37%	14
Kindergarten	6.75%	28
Elementary School (Grades 1st-5th)	36.14%	150
Middle School (Grades 6th-8th)	20.48%	85
High School (Grades 9th-12th)	33.25%	138
<b>TOTAL</b>		<b>415</b>

## Q5 What do you feel contributes to youth alcohol and substance use in Ashland? (Check all that apply)

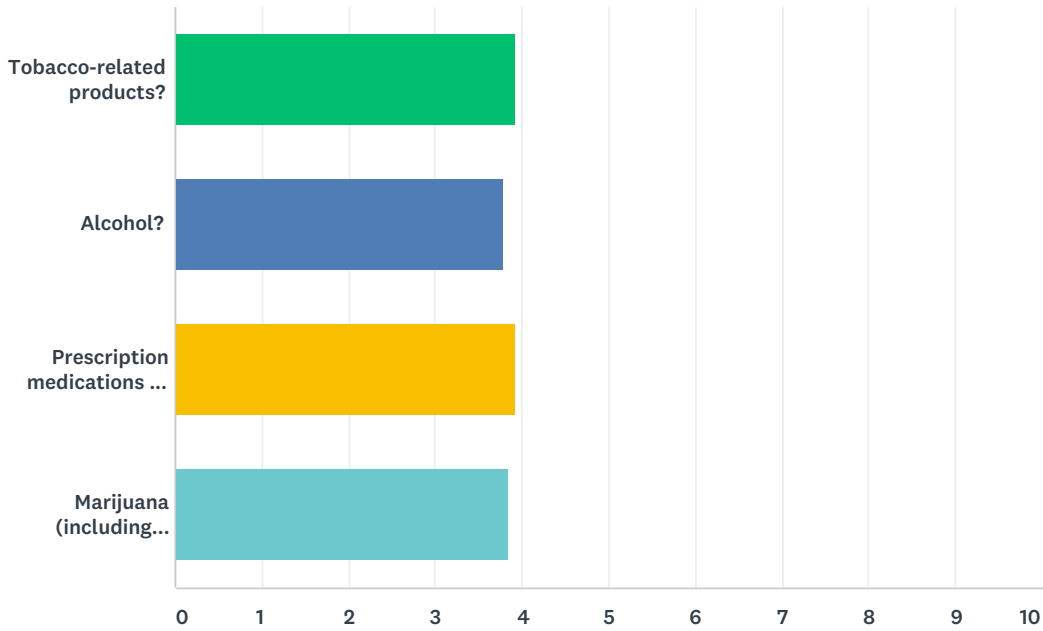
Answered: 352 Skipped: 82



ANSWER CHOICES	RESPONSES	
Social Media/Pop Culture	71.02%	250
Use of alcohol and substances modeled by adults	47.16%	166
Belief that use is a "rite of passage"	45.45%	160
Community norms that support underage use	41.19%	145
Lack of strong peer support	36.65%	129
Academic pressure	19.60%	69
Lack of adequate mental health resources	19.03%	67
Unrealistic parental expectations	15.91%	56
Other (please specify)	14.20%	50
Total Respondents: 352		

### Q6 How much influence do you think you have over your child/childrens' decision about whether or not to use the following substances:

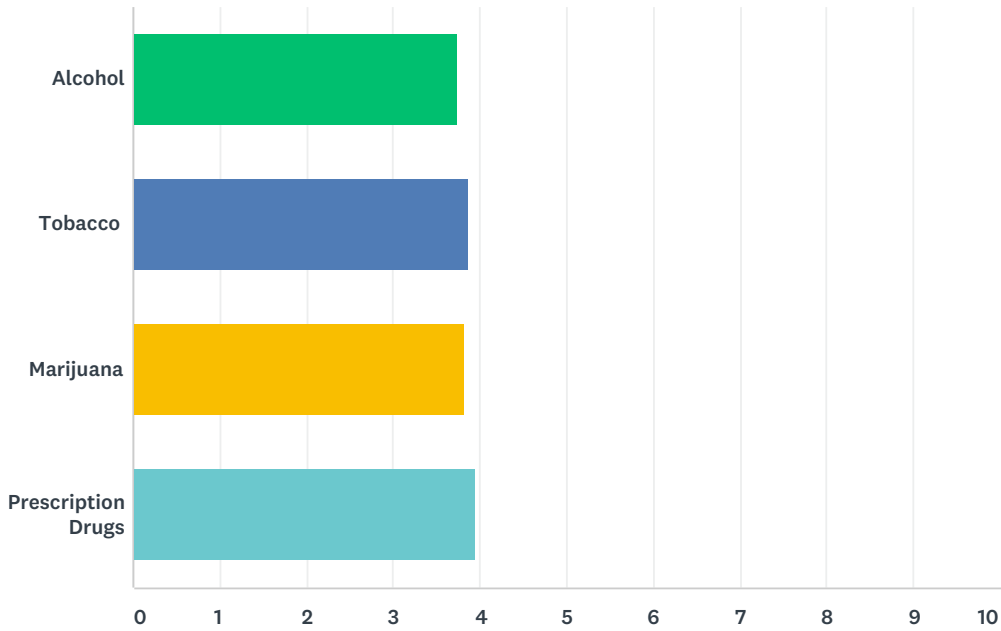
Answered: 357 Skipped: 77



	NO INFLUENCE	LITTLE INFLUENCE	SOME INFLUENCE	SIGNIFICANT INFLUENCE	I FEEL THAT MY CHILD/CHILDREN IS NOT AT AN OLD ENOUGH AGE TO BE INFLUENCED	TOTAL	WEIGHTED AVERAGE
Tobacco-related products?	1.68% 6	1.68% 6	10.64% 38	73.67% 263	12.32% 44	357	3.93
Alcohol?	1.97% 7	2.25% 8	23.94% 85	58.31% 207	13.52% 48	355	3.79
Prescription medications not prescribed to them?	2.25% 8	1.41% 5	13.24% 47	66.48% 236	16.62% 59	355	3.94
Marijuana (including edibles)?	3.08% 11	1.68% 6	19.33% 69	59.38% 212	16.53% 59	357	3.85

### Q7 If you learned that your child/children was using (see substances below), how concerned would you be?

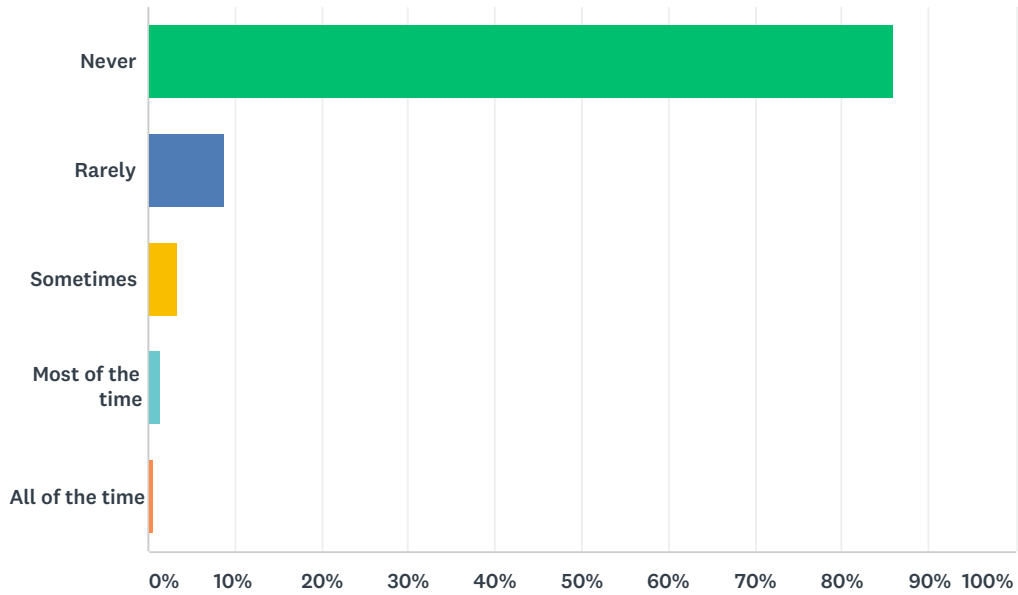
Answered: 357 Skipped: 77



	NOT CONCERNED	SLIGHTLY CONCERNED	CONCERNED	VERY CONCERNED	NEUTRAL	TOTAL	WEIGHTED AVERAGE
Alcohol	0.28% 1	1.68% 6	18.21% 65	78.99% 282	0.84% 3	357	3.74
Tobacco	0.28% 1	0.28% 1	9.24% 33	89.92% 321	0.28% 1	357	3.88
Marijuana	0.28% 1	2.25% 8	8.71% 31	87.92% 313	0.84% 3	356	3.83
Prescription Drugs	0.28% 1	0.00% 0	2.24% 8	97.20% 347	0.28% 1	357	3.96

## Q8 How often do you knowingly allow your child/children to attend parties where underage drinking occurs?

Answered: 355 Skipped: 79

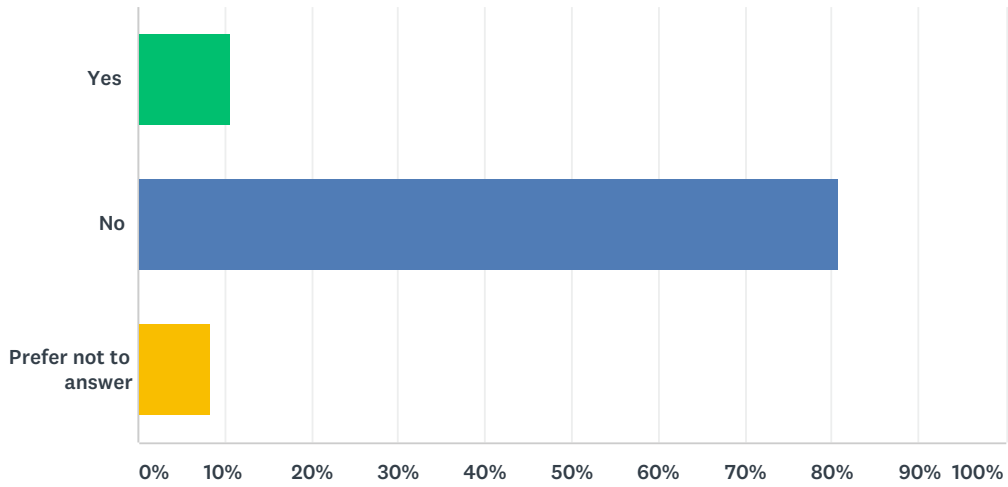


ANSWER CHOICES	RESPONSES	
Never	85.92%	305
Rarely	8.73%	31
Sometimes	3.38%	12
Most of the time	1.41%	5
All of the time	0.56%	2
<b>TOTAL</b>		<b>355</b>



### Q9 Would you allow your child to drink at home as a way of preventing dangerous behavior elsewhere?

Answered: 355 Skipped: 79



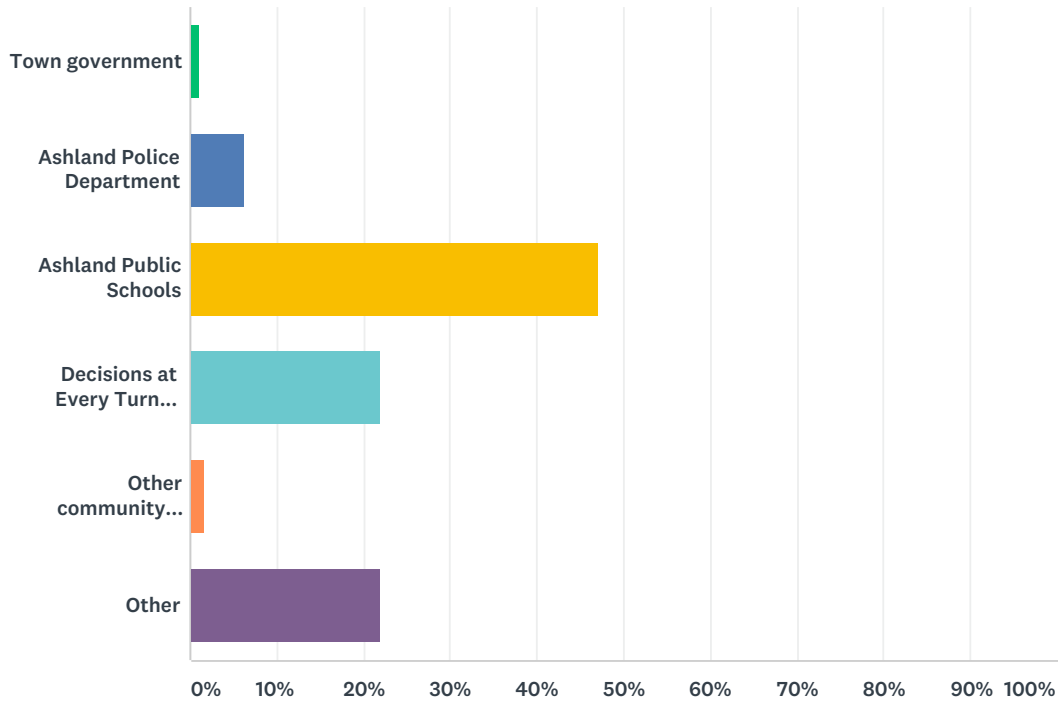
ANSWER CHOICES	RESPONSES	
Yes	10.70%	38
No	80.85%	287
Prefer not to answer	8.45%	30
<b>TOTAL</b>		<b>355</b>

**Q10 In your opinion, what is the most important challenge to not using substances that youth face today? (Please input answer below)**

Answered: 290 Skipped: 144

## Q11 What do you feel is the strongest asset for substance abuse prevention in Ashland?

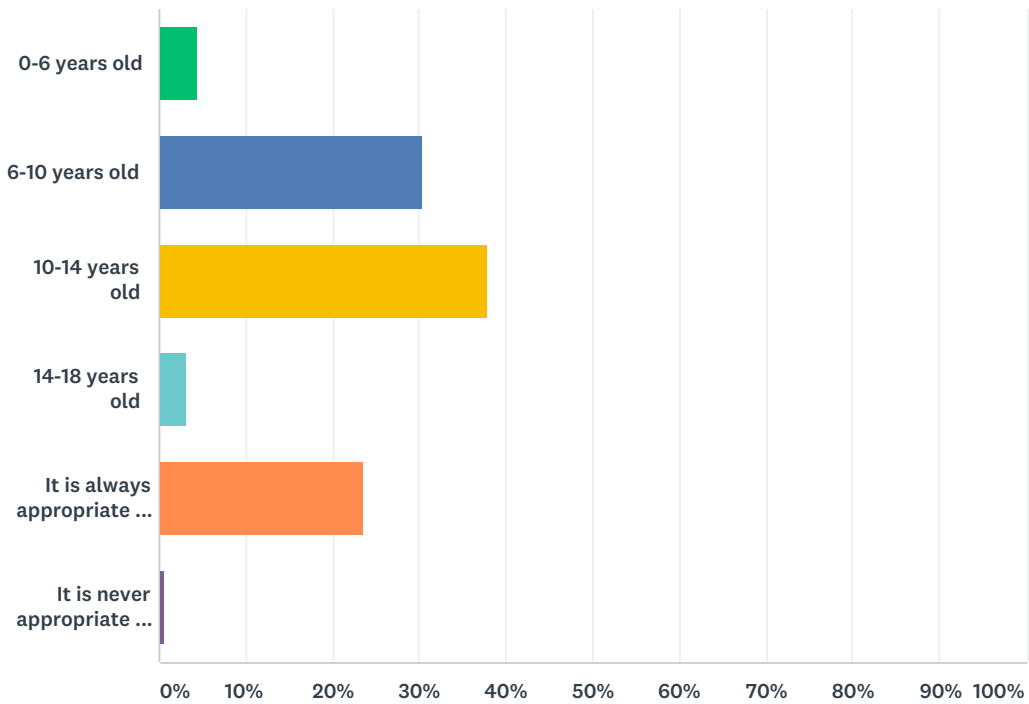
Answered: 368 Skipped: 66



ANSWER CHOICES	RESPONSES	
Town government	1.09%	4
Ashland Police Department	6.25%	23
Ashland Public Schools	47.01%	173
Decisions at Every Turn Coalition	22.01%	81
Other community prevention organizations	1.63%	6
Other	22.01%	81
<b>TOTAL</b>		<b>368</b>

## Q12 At what age do you feel it is most appropriate to start talking with your child about alcohol and substance use?

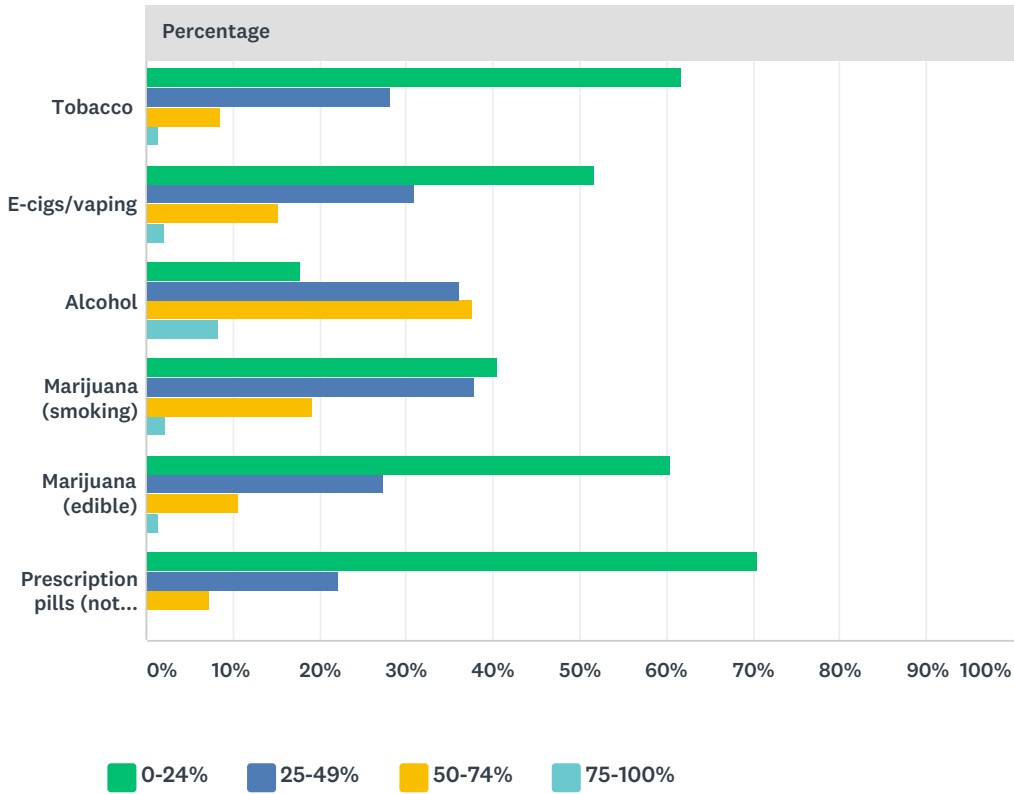
Answered: 380 Skipped: 54



ANSWER CHOICES	RESPONSES	
0-6 years old	4.47%	17
6-10 years old	30.26%	115
10-14 years old	37.89%	144
14-18 years old	3.16%	12
It is always appropriate to talk to children about alcohol and substance use	23.68%	90
It is never appropriate to talk to children about alcohol and substance use	0.53%	2
<b>TOTAL</b>		<b>380</b>

### Q13 What percentage of Ashland High School students do you think have used each of the following substances in the past 30 days?

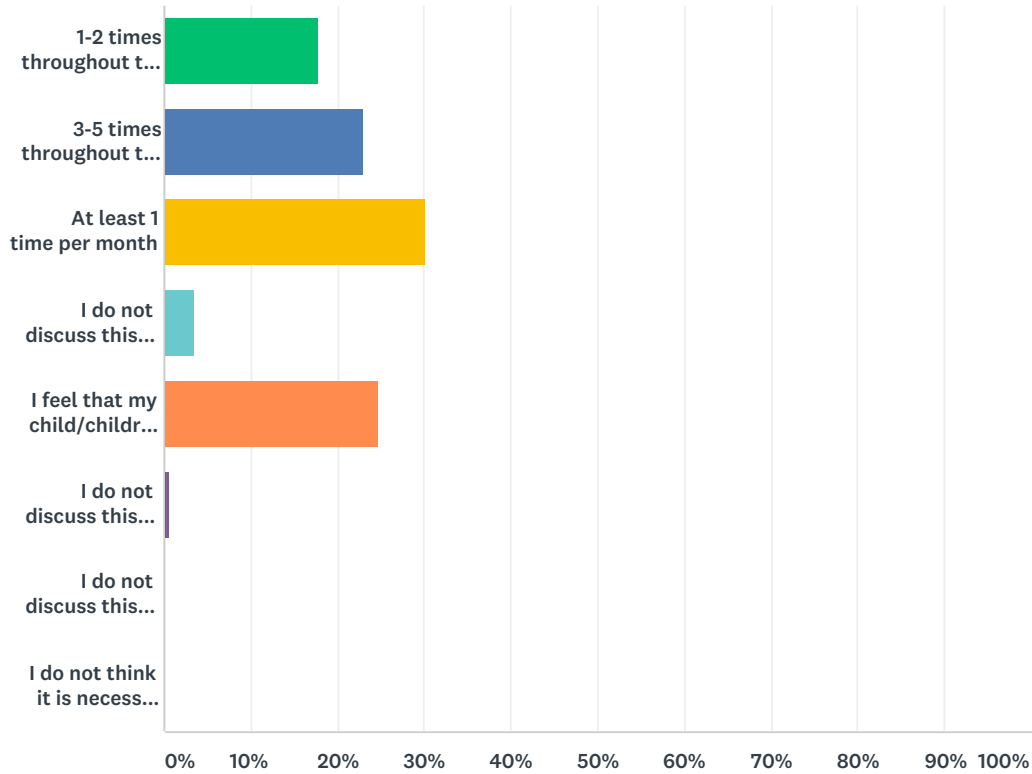
Answered: 351 Skipped: 83



Percentage					
	0-24%	25-49%	50-74%	75-100%	TOTAL
Tobacco	61.67% 214	28.24% 98	8.65% 30	1.44% 5	347
E-cigs/vaping	51.72% 180	31.03% 108	15.23% 53	2.01% 7	348
Alcohol	17.82% 62	36.21% 126	37.64% 131	8.33% 29	348
Marijuana (smoking)	40.52% 141	37.93% 132	19.25% 67	2.30% 8	348
Marijuana (edible)	60.47% 208	27.33% 94	10.76% 37	1.45% 5	344
Prescription pills (not prescribed to them)	70.47% 241	22.22% 76	7.31% 25	0.00% 0	342

## Q14 In the past 12 months, how often have you discussed your expectations/rules surrounding youth alcohol/substance use with your child?

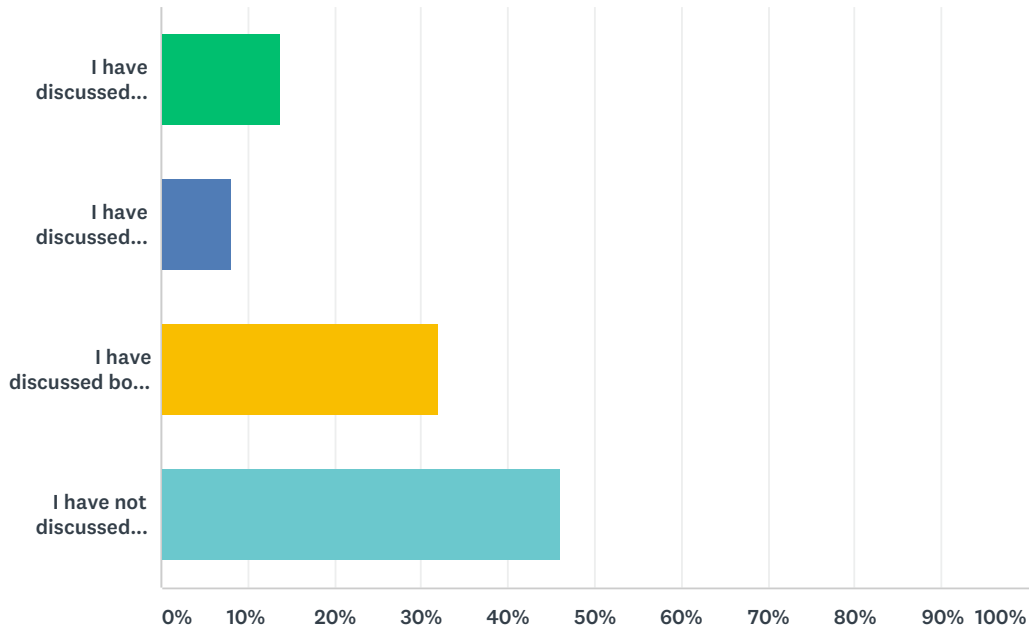
Answered: 366 Skipped: 68



ANSWER CHOICES	RESPONSES	
1-2 times throughout the past 12 months	17.76%	65
3-5 times throughout the past 12 months	22.95%	84
At least 1 time per month	30.05%	110
I do not discuss this topic with my child	3.55%	13
I feel that my child/children are not at an old enough age to discuss this with	24.59%	90
I do not discuss this topic with my child/children because I do not have enough information.	0.55%	2
I do not discuss this topic with my child/children because I am uncomfortable with this topic	0.27%	1
I do not think it is necessary to discuss youth alcohol and substance use with my child/children.	0.27%	1
<b>TOTAL</b>		<b>366</b>

## Q15 Have you discussed strategies for refusing or avoiding alcohol/substance use with your child/children?

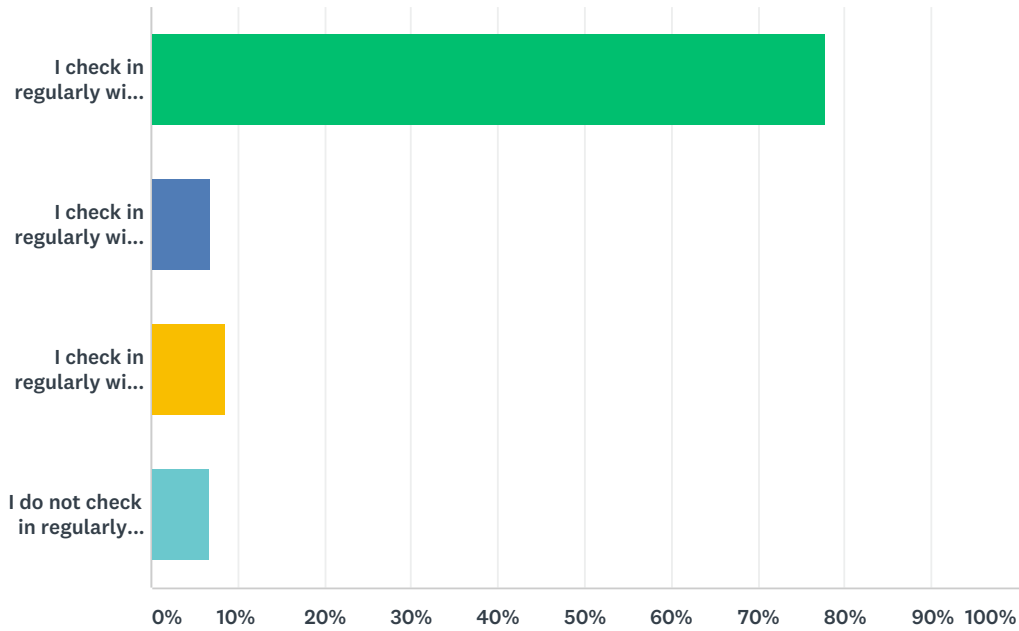
Answered: 360 Skipped: 74



ANSWER CHOICES	RESPONSES	
I have discussed strategies for refusing alcohol/substance use with my child/children.	13.89%	50
I have discussed strategies for avoiding alcohol/substance use with my child/children.	8.06%	29
I have discussed both refusal and avoidance strategies for alcohol/substance use with my child/children	31.94%	115
I have not discussed either refusal or avoidance strategies for alcohol/substance use with my child/children	46.11%	166
<b>TOTAL</b>		<b>360</b>

## Q16 Which situation below do you feel best describes your policy for monitoring your child/children when they are spending time with friends?

Answered: 360 Skipped: 74

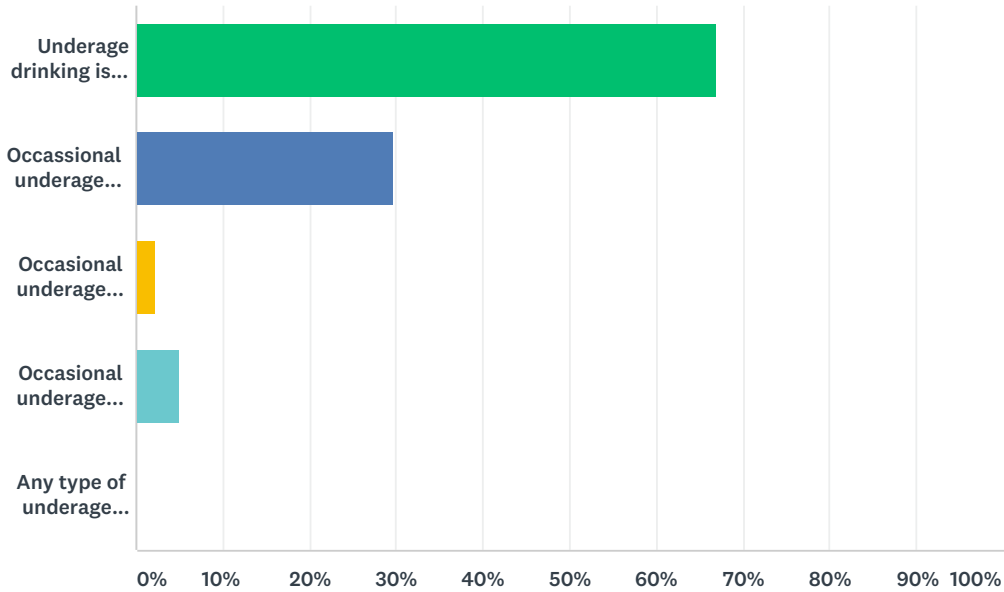


ANSWER CHOICES	RESPONSES	
I check in regularly with my child when they are spending time with friends in my home or in the community	77.78%	280
I check in regularly with my child only when they are spending time with friends in the community	6.94%	25
I check in regularly with my child only when they are spending time with friends in my home	8.61%	31
I do not check in regularly with my child when they are spending time with friends in my home or the community	6.67%	24
<b>TOTAL</b>		<b>360</b>



Q17 Which of the following statements best represents your own belief about underage children consuming alcoholic beverages? Please select all that apply.

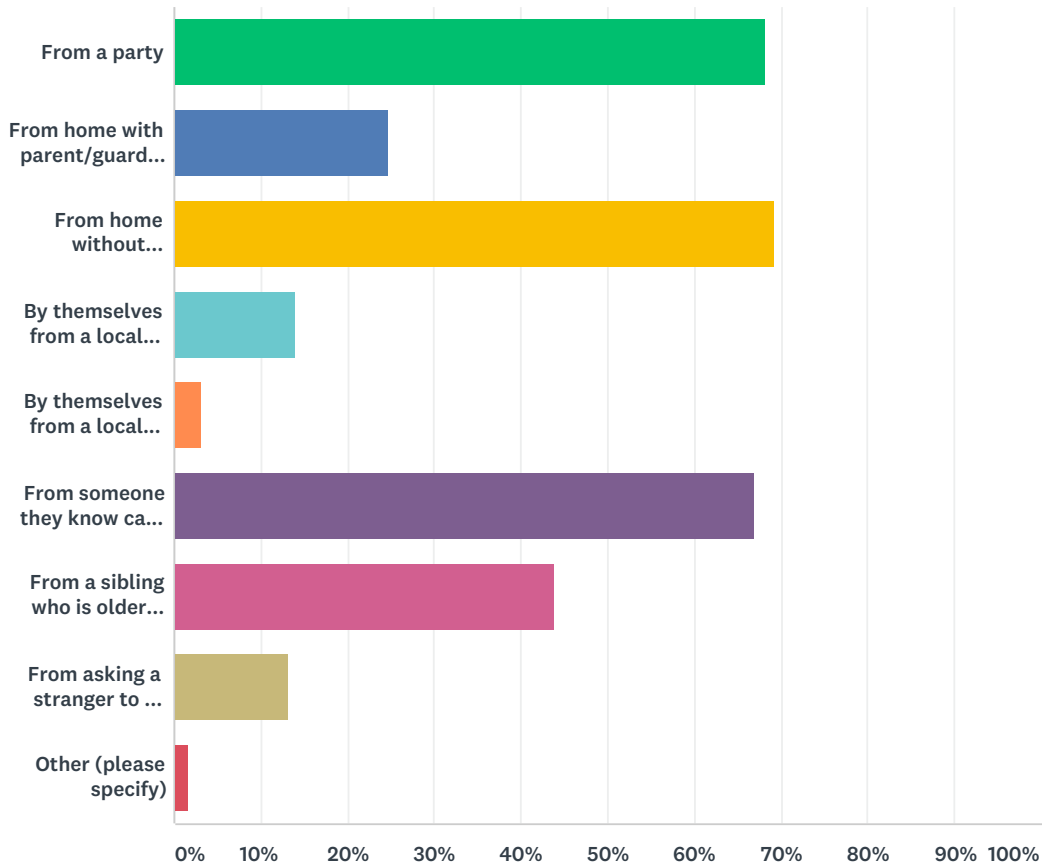
Answered: 354 Skipped: 80



ANSWER CHOICES	RESPONSES	
Underage drinking is never permitted or allowed	66.95%	237
Occasional underage drinking under supervision of his/her parent is OK	29.66%	105
Occasional underage drinking under supervision of a friend's parent is OK	2.26%	8
Occasional underage drinking without adult supervision is OK, as long as there is no driving involved	5.08%	18
Any type of underage drinking is OK	0.28%	1
Total Respondents: 354		

### Q18 In your opinion, where do most underage youth get alcohol when they want it? Please select all that apply.

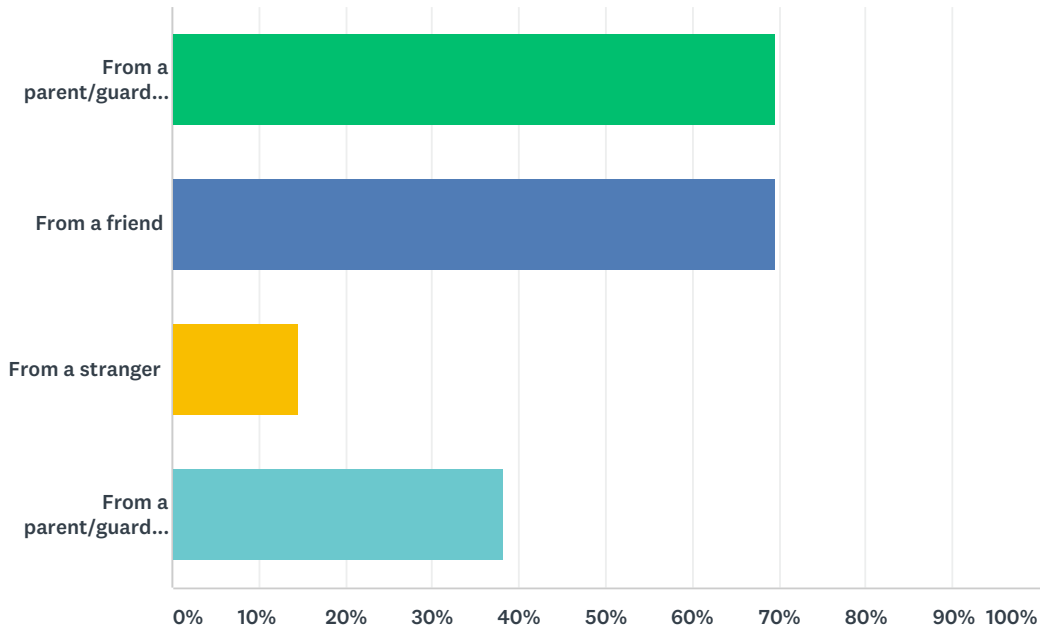
Answered: 355 Skipped: 79



ANSWER CHOICES	RESPONSES	
From a party	68.17%	242
From home with parent/guardian knowledge	24.79%	88
From home without parent/guardian knowledge	69.30%	246
By themselves from a local store using a fake ID	14.08%	50
By themselves from a local store without a fake ID	3.10%	11
From someone they know can buy it for them	67.04%	238
From a sibling who is older than 21	43.94%	156
From asking a stranger to buy it	13.24%	47
Other (please specify)	1.69%	6
Total Respondents: 355		

### Q19 In your opinion, where do youth acquire alcohol being served at a party? Please select all that apply

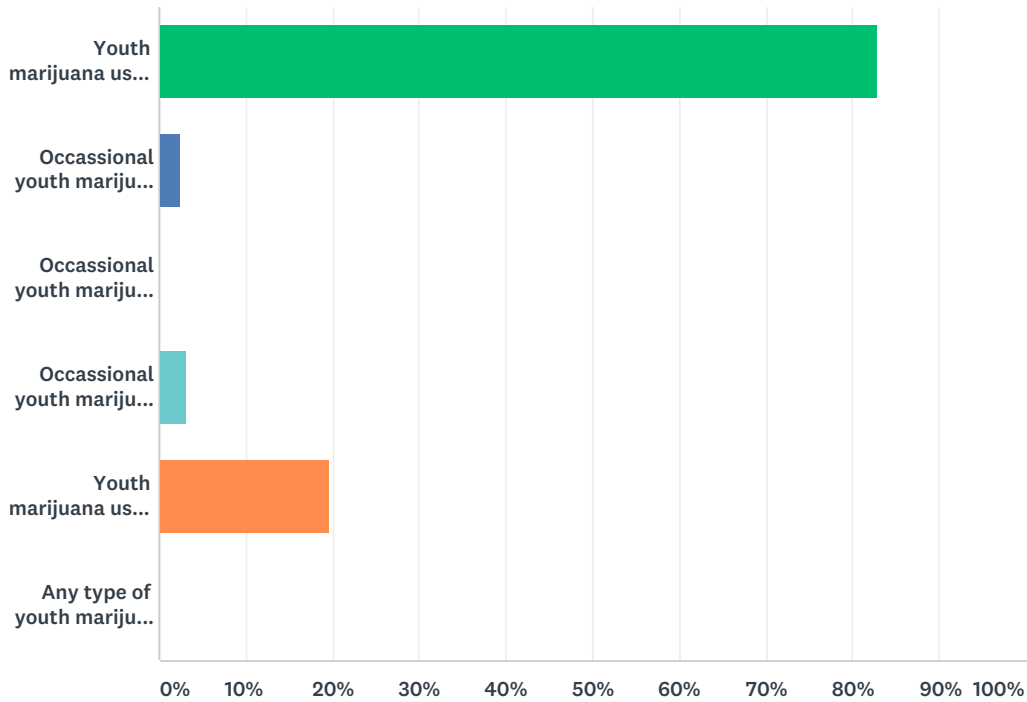
Answered: 347 Skipped: 87



ANSWER CHOICES	RESPONSES	
From a parent/guardian liquor cabinet without parent/guardian knowledge	69.74%	242
From a friend	69.74%	242
From a stranger	14.70%	51
From a parent/guardian who is willingly supplying alcohol	38.33%	133
Total Respondents: 347		

## Q20 Which of the following statements best represents your own belief about youth marijuana use? Please select all that apply.

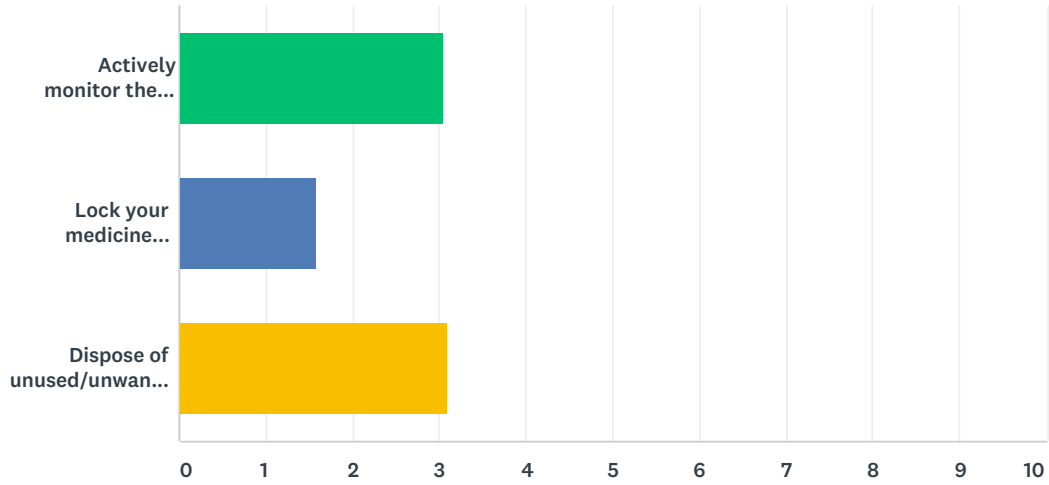
Answered: 351 Skipped: 83



ANSWER CHOICES	RESPONSES	
Youth marijuana use is never a good thing.	82.91%	291
Occasional youth marijuana use under supervision of his/her own parents is OK.	2.56%	9
Occasional youth marijuana use under supervision of a friend's parent is OK	0.28%	1
Occasional youth marijuana use without adult supervision is OK, as long as there is no driving involved.	3.13%	11
Youth marijuana use is acceptable if it is for medical reasons	19.66%	69
Any type of youth marijuana use is OK.	0.28%	1
Total Respondents: 351		

## Q21 When you have prescription medications within your home, do you:

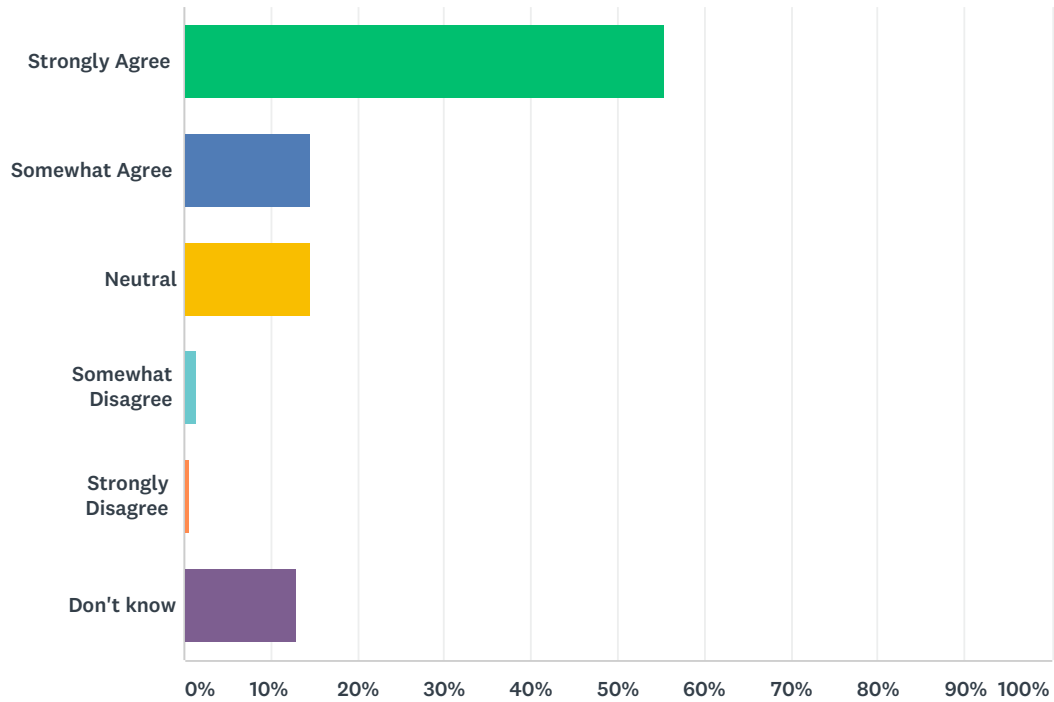
Answered: 351 Skipped: 83



	NEVER	SOMETIMES	ALMOST ALWAYS	ALWAYS	TOTAL	WEIGHTED AVERAGE
Actively monitor the prescription medications in your home?	18.57% 65	12.00% 42	15.14% 53	54.29% 190	350	3.05
Lock your medicine cabinet when not being used?	74.64% 256	5.83% 20	4.08% 14	15.45% 53	343	1.60
Dispose of unused/unwanted prescription medications?	6.34% 22	23.34% 81	25.07% 87	45.24% 157	347	3.09

## Q22 Do you feel that your child's healthcare provider is taking appropriate preventative measures before prescribing medication?

Answered: 353 Skipped: 81



ANSWER CHOICES	RESPONSES	
Strongly Agree	55.52%	196
Somewhat Agree	14.73%	52
Neutral	14.73%	52
Somewhat Disagree	1.42%	5
Strongly Disagree	0.57%	2
Don't know	13.03%	46
<b>TOTAL</b>		<b>353</b>

**Q23** What are some protective factors within the Ashland community that help prevent the youth from engaging in alcohol or other substance use?

Answered: 193 Skipped: 241

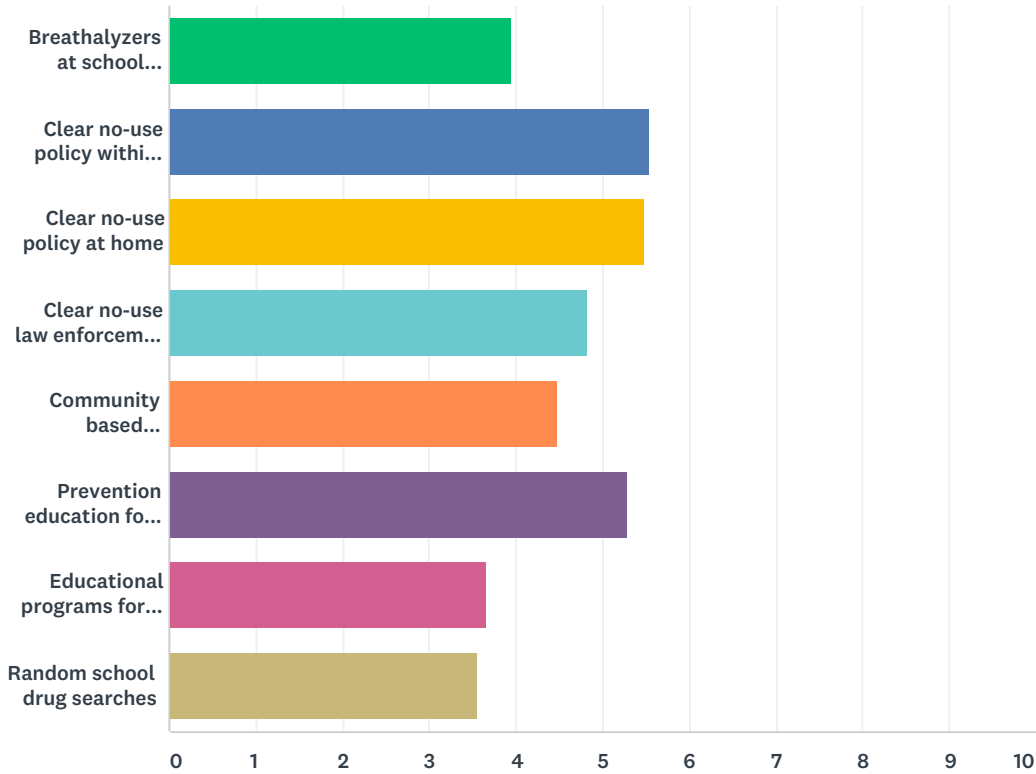
**Q24 What are some risk factors within the Ashland community that could potentially increase the chance of youth engaging in alcohol or other substance use?**

Answered: 175 Skipped: 259



**Q25 Please rank the following strategies from 1-8 for how effective you feel they are in preventing youth alcohol and substance use in Ashland, with 1 being "most effective" and 8 being "least effective"**

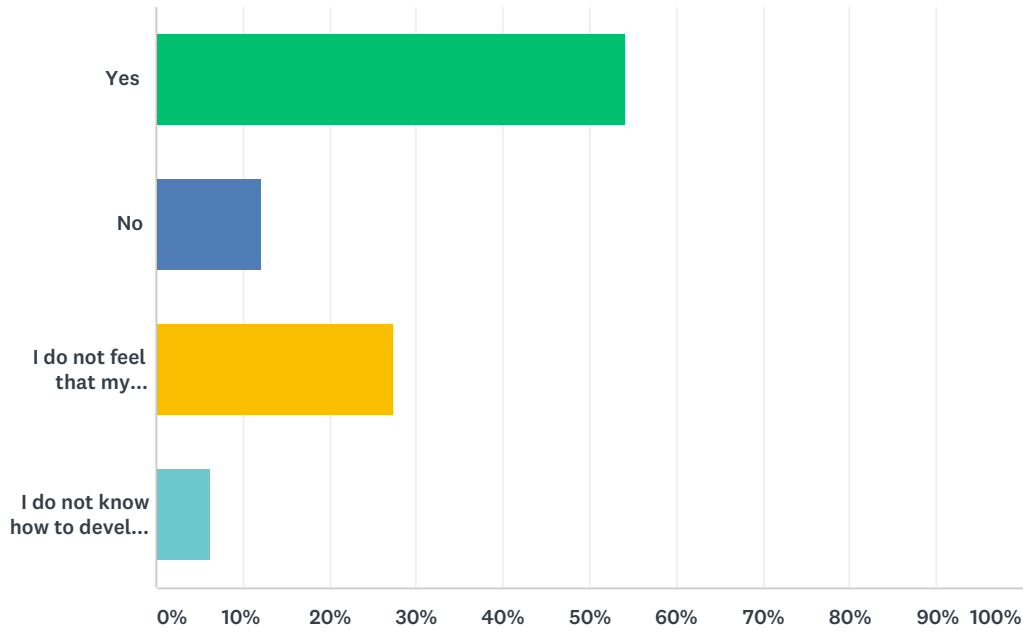
Answered: 291 Skipped: 143



	1	2	3	4	5	6	7	8	TOTAL	SCORE
Breathalyzers at school events (i.e. school dances, extracurricular activities)	11.76% 26	9.05% 20	7.69% 17	12.22% 27	9.05% 20	13.12% 29	17.65% 39	19.46% 43	221	3.95
Clear no-use policy within the school	18.06% 39	25.46% 55	12.96% 28	14.35% 31	9.72% 21	7.87% 17	8.80% 19	2.78% 6	216	5.55
Clear no-use policy at home	30.13% 69	17.03% 39	12.23% 28	6.11% 14	10.04% 23	6.55% 15	6.11% 14	11.79% 27	229	5.48
Clear no-use law enforcement policy with the community	8.72% 19	8.26% 18	24.31% 53	18.35% 40	16.06% 35	11.93% 26	6.88% 15	5.50% 12	218	4.84
Community based prevention education programs for parents	6.11% 14	12.23% 28	14.85% 34	12.66% 29	21.40% 49	15.72% 36	10.48% 24	6.55% 15	229	4.47
Prevention education for students in school health classes	19.92% 49	13.01% 32	12.60% 31	19.11% 47	13.41% 33	12.60% 31	6.50% 16	2.85% 7	246	5.29
Educational programs for students outside of schools	5.41% 14	7.34% 19	11.58% 30	9.65% 25	10.42% 27	19.69% 51	16.60% 43	19.31% 50	259	3.66
Random school drug searches	8.92% 24	8.92% 24	6.69% 18	9.67% 26	10.78% 29	8.18% 22	18.59% 50	28.25% 76	269	3.55

## Q26 Have you and your child/children developed effective strategies to protect themselves if they find themselves in an unsafe situation?

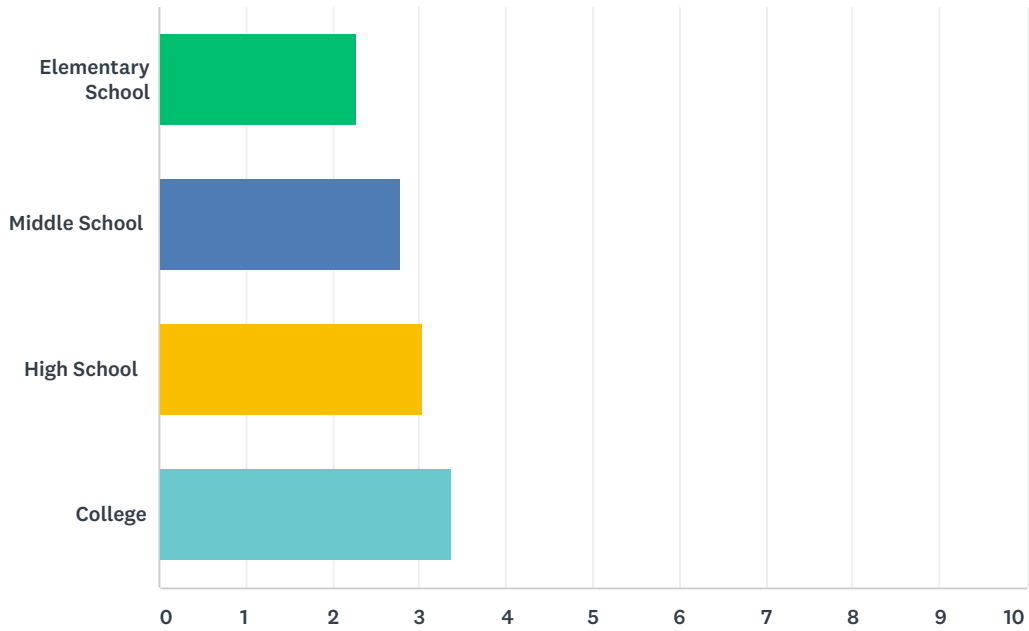
Answered: 306 Skipped: 128



ANSWER CHOICES	RESPONSES	
Yes	54.25%	166
No	12.09%	37
I do not feel that my child/children are old enough to discuss this topic	27.45%	84
I do not know how to develop effective strategies with my child/children	6.21%	19
<b>TOTAL</b>		<b>306</b>

## Q27 Do you feel that your child is equipped with strong healthy decision making skills before entering into:

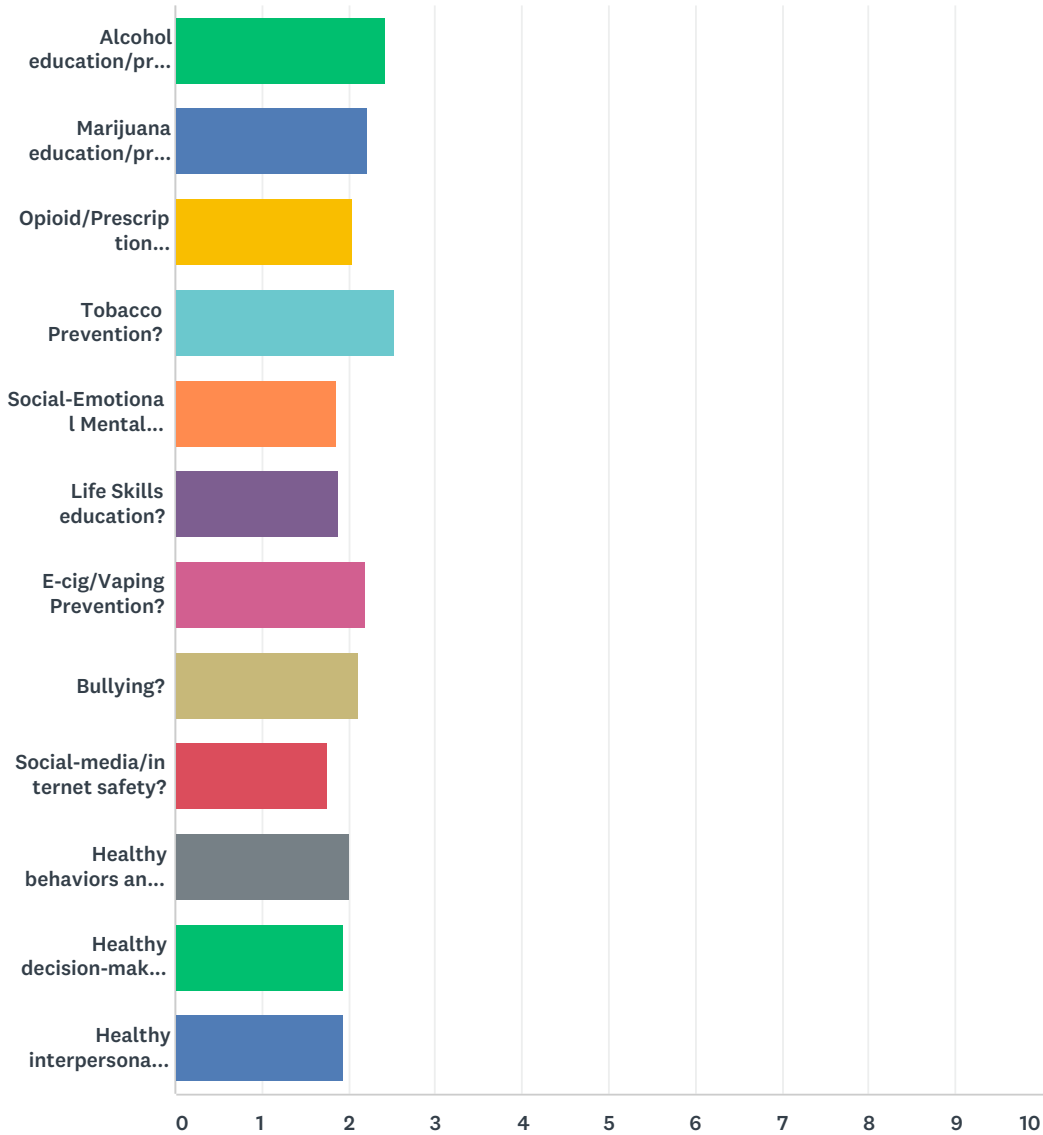
Answered: 310 Skipped: 124



	STRONGLY AGREE	SOMEWHAT AGREE	SOMEWHAT DISAGREE	STRONGLY DISAGREE	DOES NOT APPLY TO MY CHILD/CHILDREN	TOTAL	WEIGHTED AVERAGE
Elementary School	32.65% 95	38.49% 112	9.62% 28	6.87% 20	12.37% 36	291	2.28
Middle School	24.13% 69	34.97% 100	8.04% 23	3.50% 10	29.37% 84	286	2.79
High School	25.27% 71	27.40% 77	4.98% 14	2.49% 7	39.86% 112	281	3.04
College	22.06% 60	22.43% 61	2.94% 8	1.84% 5	50.74% 138	272	3.37

## Q28 Do you feel you could use more education on:

Answered: 285 Skipped: 149



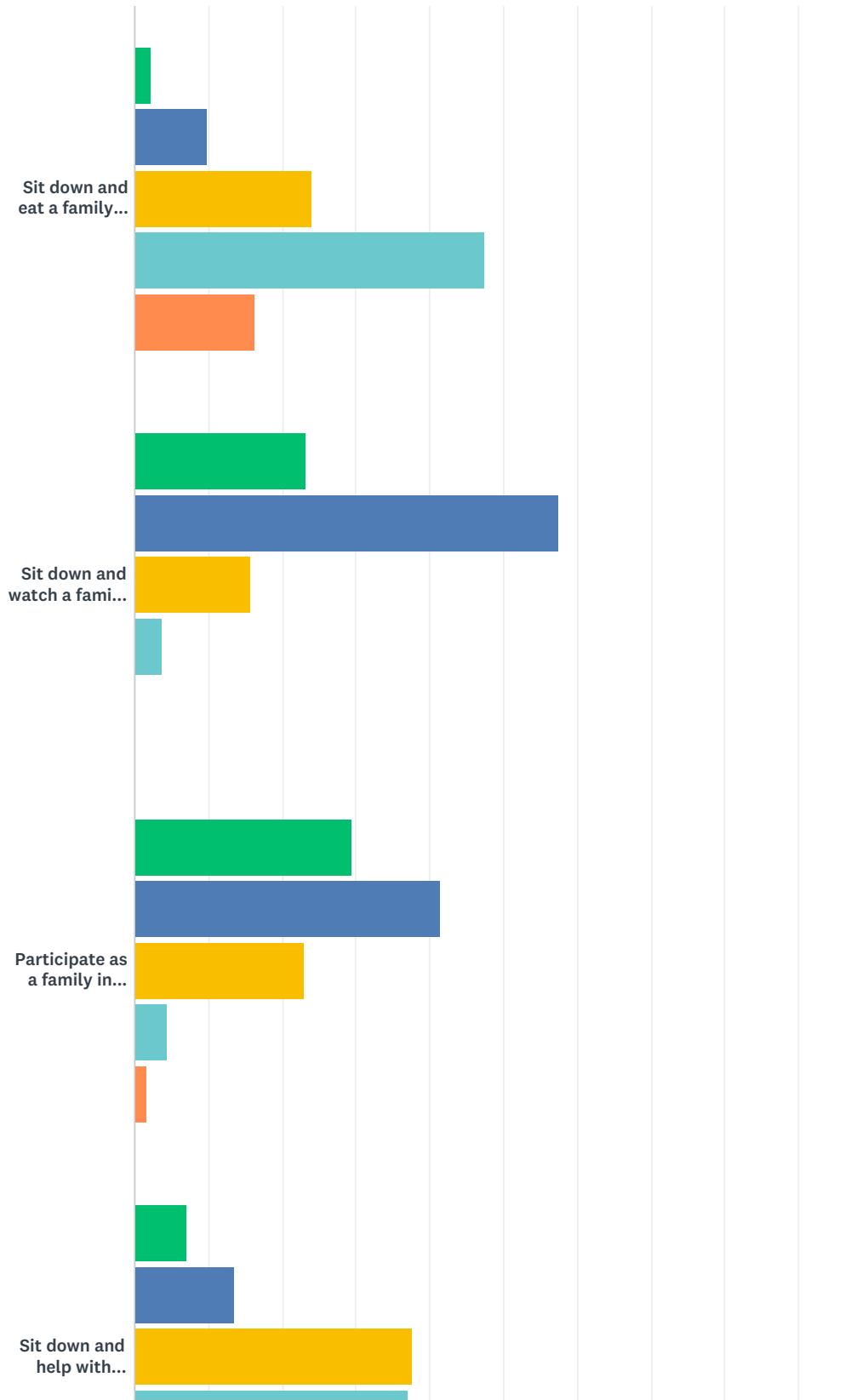
	STRONGLY AGREE	SOMEWHAT AGREE	DO NOT FEEL THERE NEEDS TO BE MORE DONE	SOMEWHAT DISAGREE	STRONGLY DISAGREE	TOTAL	WEIGHTED AVERAGE
Alcohol education/prevention?	17.08% 48	41.99% 118	29.54% 83	4.63% 13	6.76% 19	281	2.42
Marijuana education/prevention?	26.69% 75	41.99% 118	21.00% 59	3.56% 10	6.76% 19	281	2.22
Opioid/Prescription education/prevention?	33.81% 95	40.21% 113	17.44% 49	3.20% 9	5.34% 15	281	2.06
Tobacco Prevention?	17.44% 49	34.88% 98	33.45% 94	5.69% 16	8.54% 24	281	2.53
Social-Emotional Mental Health?	40.85% 116	41.55% 118	11.97% 34	1.41% 4	4.23% 12	284	1.87

[English] Decisions at Every Turn 2017 Parent Survey

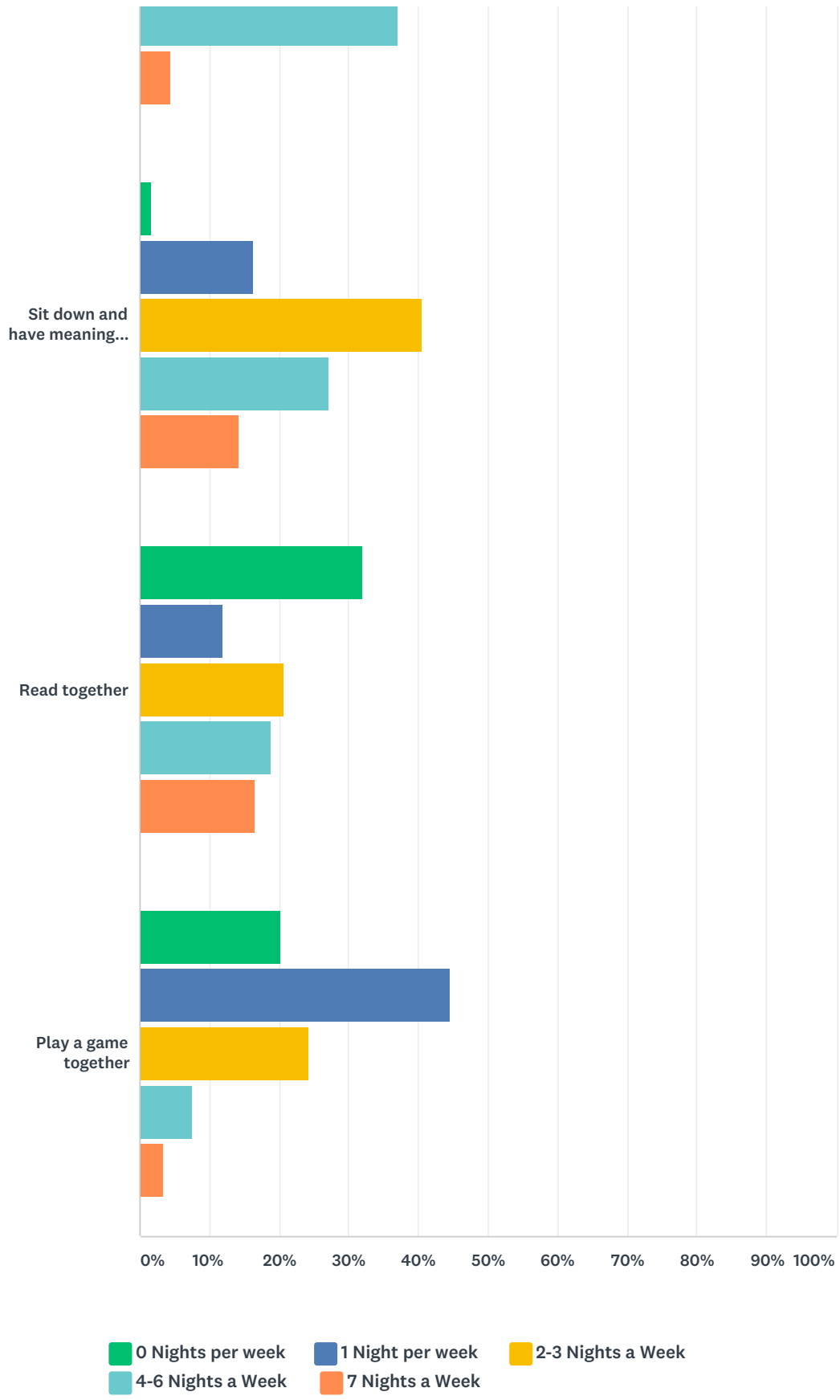
Life Skills education?	40.86% 114	39.43% 110	14.34% 40	1.79% 5	3.58% 10	279	1.88
E-cig/Vaping Prevention?	25.53% 72	43.97% 124	21.28% 60	3.55% 10	5.67% 16	282	2.20
Bullying?	30.25% 85	40.93% 115	21.00% 59	2.85% 8	4.98% 14	281	2.11
Social-media/internet safety?	47.72% 136	37.19% 106	10.18% 29	2.11% 6	2.81% 8	285	1.75
Healthy behaviors and attitudes?	34.88% 98	40.21% 113	18.51% 52	3.20% 9	3.20% 9	281	2.00
Healthy decision-making skills?	36.88% 104	40.78% 115	17.02% 48	2.48% 7	2.84% 8	282	1.94
Healthy interpersonal relationships?	36.17% 102	40.43% 114	18.79% 53	1.42% 4	3.19% 9	282	1.95

## Q29 How often do you and your family engage in the following activities within any given week?

Answered: 295 Skipped: 139



[English] Decisions at Every Turn 2017 Parent Survey



	0 NIGHTS PER WEEK	1 NIGHT PER WEEK	2-3 NIGHTS A WEEK	4-6 NIGHTS A WEEK	7 NIGHTS A WEEK	TOTAL
--	-------------------	------------------	-------------------	-------------------	-----------------	-------

[English] Decisions at Every Turn 2017 Parent Survey

Sit down and eat a family dinner together:	2.37% 7	9.83% 29	24.07% 71	47.46% 140	16.27% 48	295
Sit down and watch a family movie together:	23.13% 68	57.48% 169	15.65% 46	3.74% 11	0.00% 0	294
Participate as a family in some form of physical activity:	29.45% 86	41.44% 121	22.95% 67	4.45% 13	1.71% 5	292
Sit down and help with homework, or educational concerns:	7.14% 21	13.61% 40	37.76% 111	37.07% 109	4.42% 13	294
Sit down and have meaningful conversations together:	1.69% 5	16.27% 48	40.68% 120	27.12% 80	14.24% 42	295
Read together	31.96% 93	12.03% 35	20.62% 60	18.90% 55	16.49% 48	291
Play a game together	20.21% 59	44.52% 130	24.32% 71	7.53% 22	3.42% 10	292

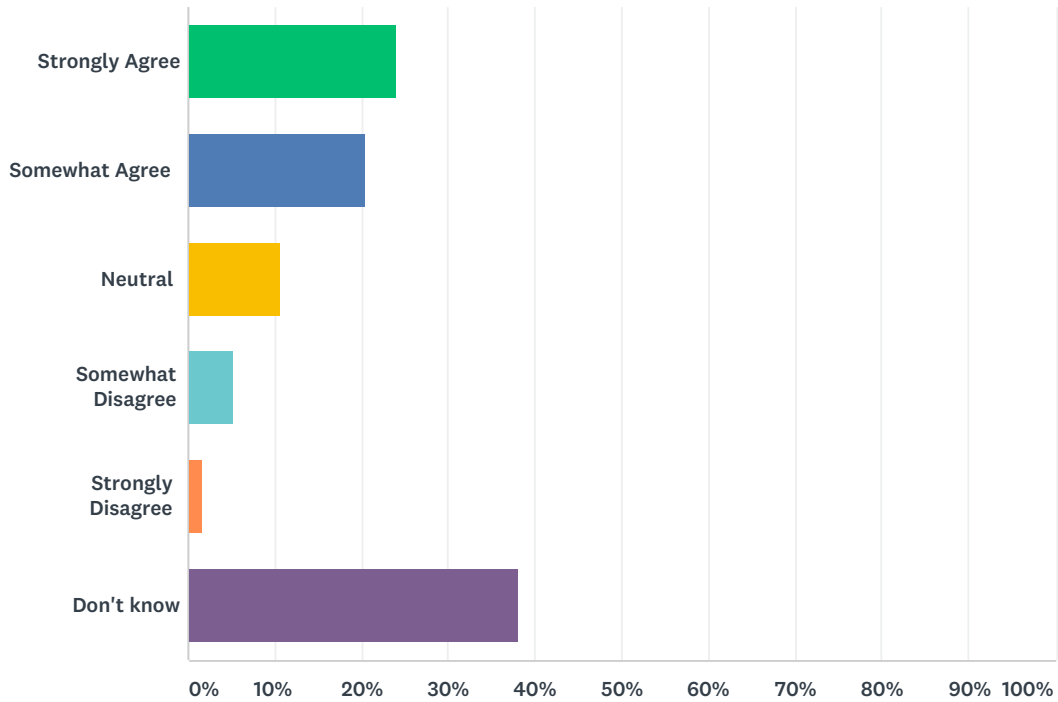


**Q30 What are some other activities that your family does to feel connected to one another, friends, community, etc.?**

Answered: 159 Skipped: 275

### Q31 Do you feel that laws surrounding alcohol sales and consumption are enforced throughout the Ashland community?

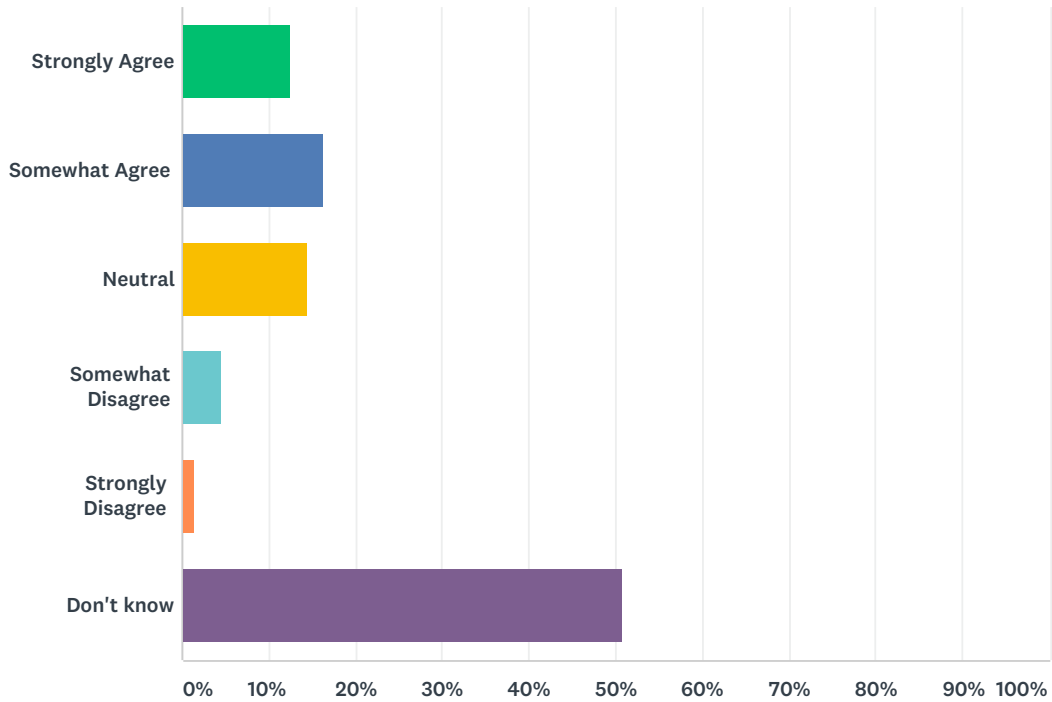
Answered: 292 Skipped: 142



ANSWER CHOICES	RESPONSES	
Strongly Agree	23.97%	70
Somewhat Agree	20.55%	60
Neutral	10.62%	31
Somewhat Disagree	5.14%	15
Strongly Disagree	1.71%	5
Don't know	38.01%	111
<b>TOTAL</b>		<b>292</b>

### Q32 Do you feel that laws surrounding marijuana use within the Ashland community are enforced?

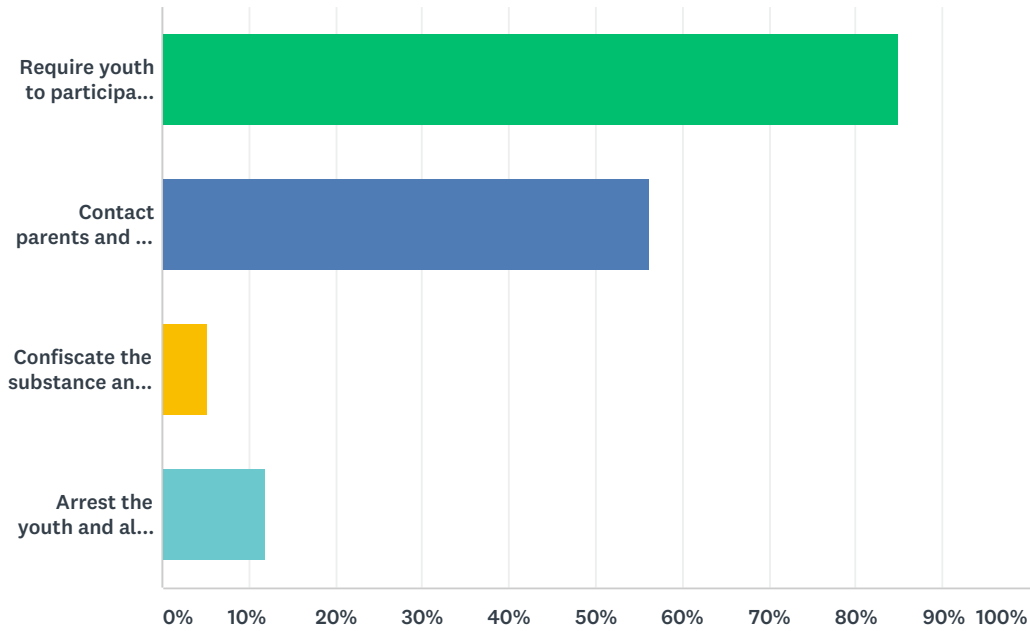
Answered: 289 Skipped: 145



ANSWER CHOICES	RESPONSES	
Strongly Agree	12.46%	36
Somewhat Agree	16.26%	47
Neutral	14.53%	42
Somewhat Disagree	4.50%	13
Strongly Disagree	1.38%	4
Don't know	50.87%	147
<b>TOTAL</b>		<b>289</b>

Q33 What do you think should happen when youth are caught by police for illicit substance use (including alcohol)? Please select all that apply:

Answered: 286 Skipped: 148



ANSWER CHOICES	RESPONSES	
Require youth to participate in substance abuse prevention education programs	84.97%	243
Contact parents and let them handle the consequences	56.29%	161
Confiscate the substance and allow the youth to leave with no consequences	5.24%	15
Arrest the youth and allow for the courts to determine the consequences the youth will face	11.89%	34
Total Respondents: 286		

**Q34 What do you feel that the Ashland community needs to build upon in terms of contributing to the prevention of youth alcohol and substance abuse?**

Answered: 123 Skipped: 311

**Q35 How can DAET improve delivery of substance use and abuse prevention services and programs for youth?**

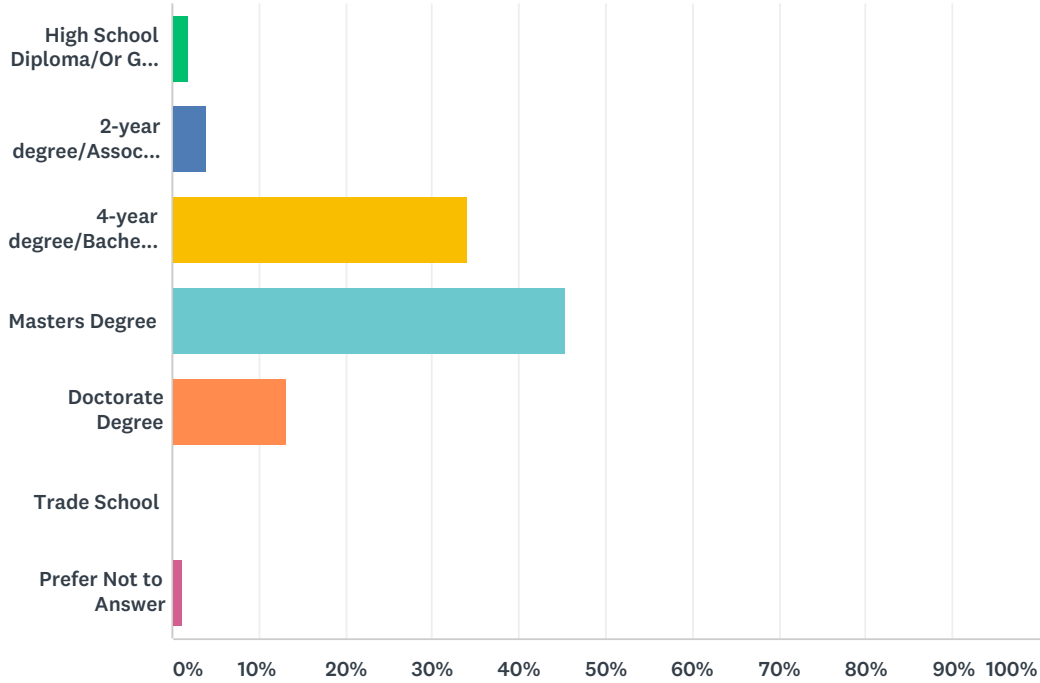
Answered: 100 Skipped: 334

## Q36 How can DAET better reach populations in need?

Answered: 89 Skipped: 345

### Q37 What was the highest level of education attained in your household?

Answered: 302 Skipped: 132

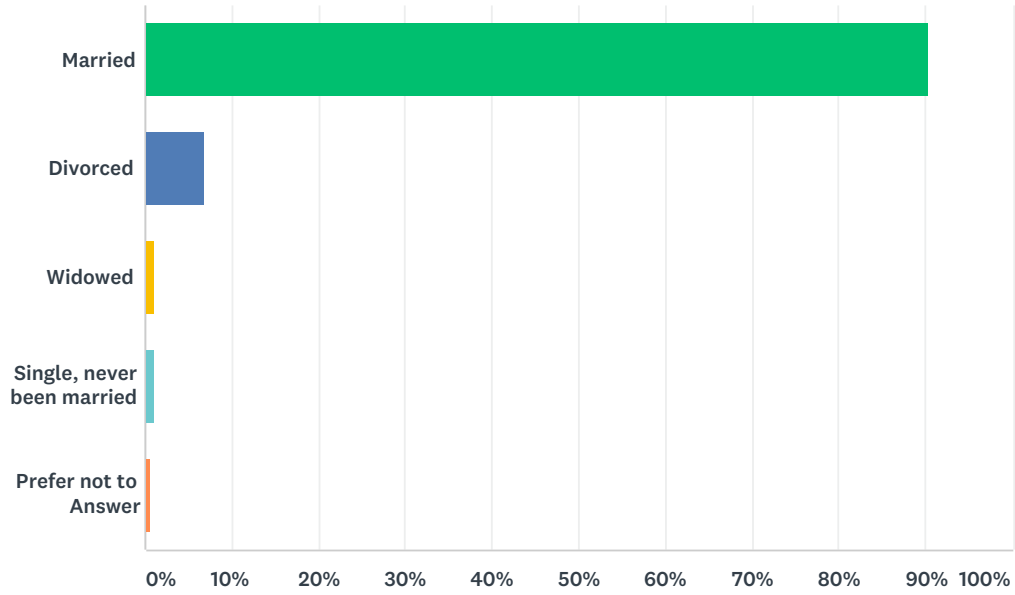


ANSWER CHOICES	RESPONSES	
High School Diploma/Or GED Equivalent	1.99%	6
2-year degree/Associates Degree	3.97%	12
4-year degree/Bachelors Degree	34.11%	103
Masters Degree	45.36%	137
Doctorate Degree	13.25%	40
Trade School	0.00%	0
Prefer Not to Answer	1.32%	4
<b>TOTAL</b>		<b>302</b>



### Q38 What is your marital status?

Answered: 302 Skipped: 132



ANSWER CHOICES	RESPONSES	
Married	90.40%	273
Divorced	6.95%	21
Widowed	0.99%	3
Single, never been married	0.99%	3
Prefer not to Answer	0.66%	2
<b>TOTAL</b>		<b>302</b>

**Q39 Please indicate the race you identify most with:**

Answered: 211 Skipped: 223

## Q40 Do you have any other feedback to provide to DAET?

Answered: 63 Skipped: 371